

Quick Reference Guide

JTR INTERNET BANKING

Simple and easy banking at your fingertips,
any time, any where

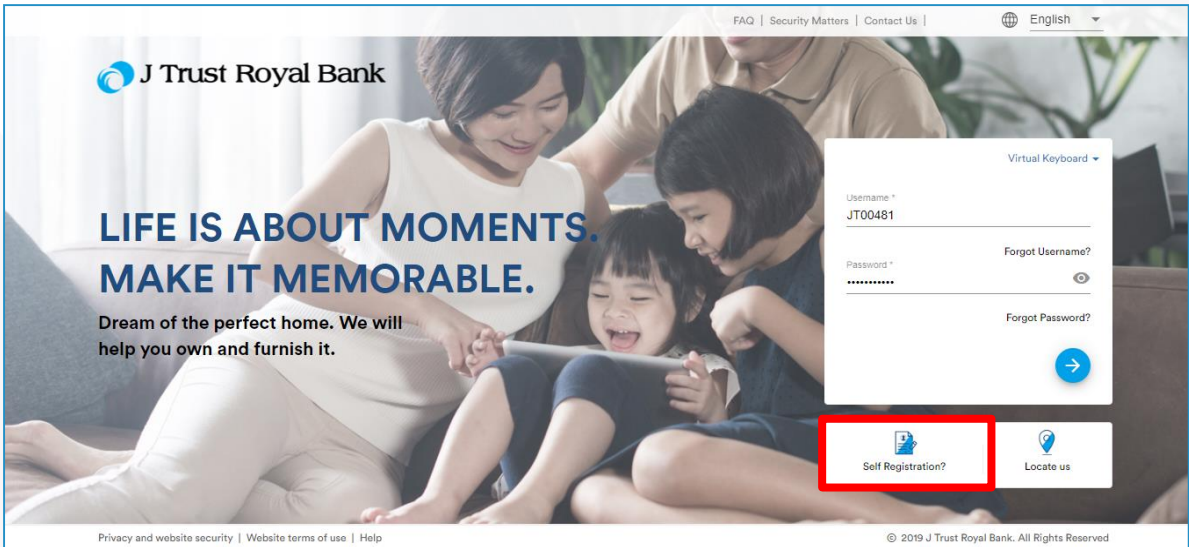
First-time Access (Self-Registration)



Internet Banking Portal


Step 1. Before logging into Internet Banking for the first time, you will need to first complete self-registration.

- Go to the J Trust Royal Bank Internet Banking website.
- Click 'Self Registration'.

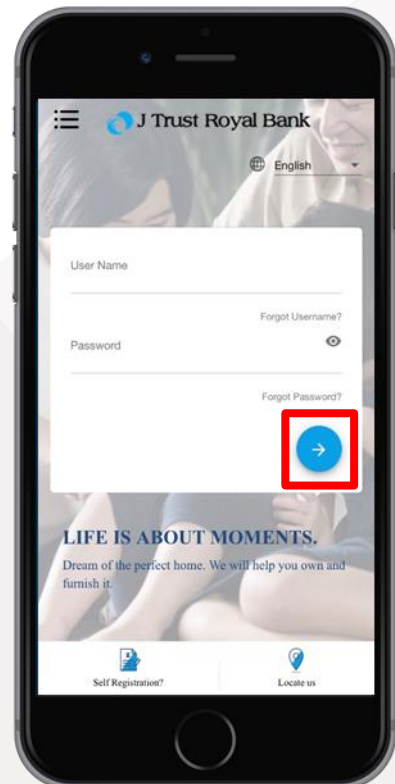


Mobile Banking Portal

Step 1. Once you have access to the Mobile Banking portal, you may follow the steps below to login.

- Open the app
- Enter User Name and Password
- Click 

**MOBILE BANKING
Coming Soon**



Enter Valid Mobile Phone Number

Step 2. Next you need to enter the mobile phone number that you have registered with the bank.

Change the default KH(+855) country if needed.

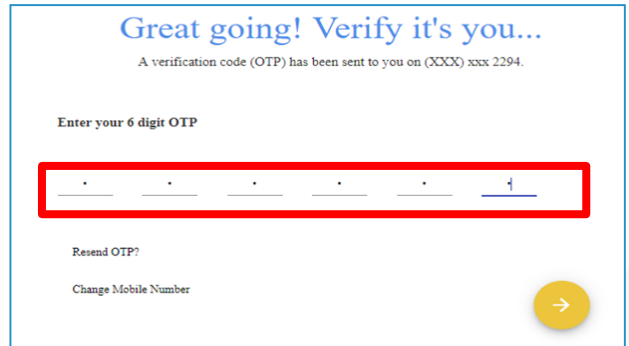


Enter One-Time Password (OTP)

Step 3. On entering your mobile phone number, an OTP will be sent to your registered mobile number.

Enter the 6-digit OTP code then click on the yellow arrow.

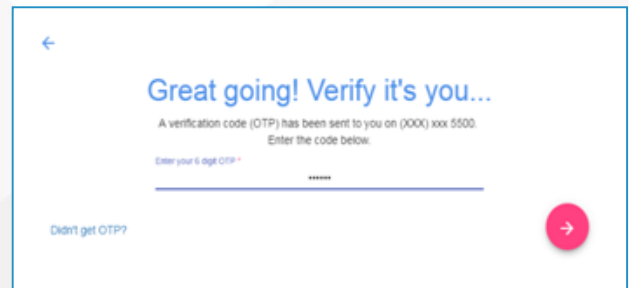
Click on 'Resend OTP' to send a new OTP code to your mobile.



Verification Screen

Step 4. On entering the OTP, you will see a validation appear.

You will automatically be taken to the next screen.



Enter Customer ID and Date of Birth

Step 5. The Customer Id Details screen will appear.

- Enter your 'Customer ID' – this is your Customer Identification Number.
- Enter your 'Date of Birth'.
- Click on the yellow arrow to submit.

Note: If you do not know your 'Customer ID' then please visit your local branch or call our 24-hour Contact Centre hotline on 023 999 000.

Customer Id Details

Customer Id *

Date of Birth

Default: MM/DD/YYYY

Confirmation Screen

Step 6. A confirmation screen with your personal information will appear.

- Click on the yellow arrow to proceed

Note: Check that your information is up to date. Visit your local branch or call our 24-hour Contact Centre hotline on 023 999 000 to identify yourself and correct your personal information.

confirmation

Info	Details
Full Name	RAJESHONE GOPALSAMYONE
Email	rajesh.gopalamy@intellectdesign.com
Mobile	xxx-xxx-2294
Address	CHI CHI CAMBODIA

Username & Password

Step 7. After confirmation, you will be presented with a new Username that is your 8-digit number.

- Next enter a new password and re-enter this password to confirm.
- Click on the yellow arrow to proceed.

Note: Please remember your new Username (8-digit code) and new password as these will be needed for future log in.

We're ready to go!

Let's set your username & password.

Username
21061024

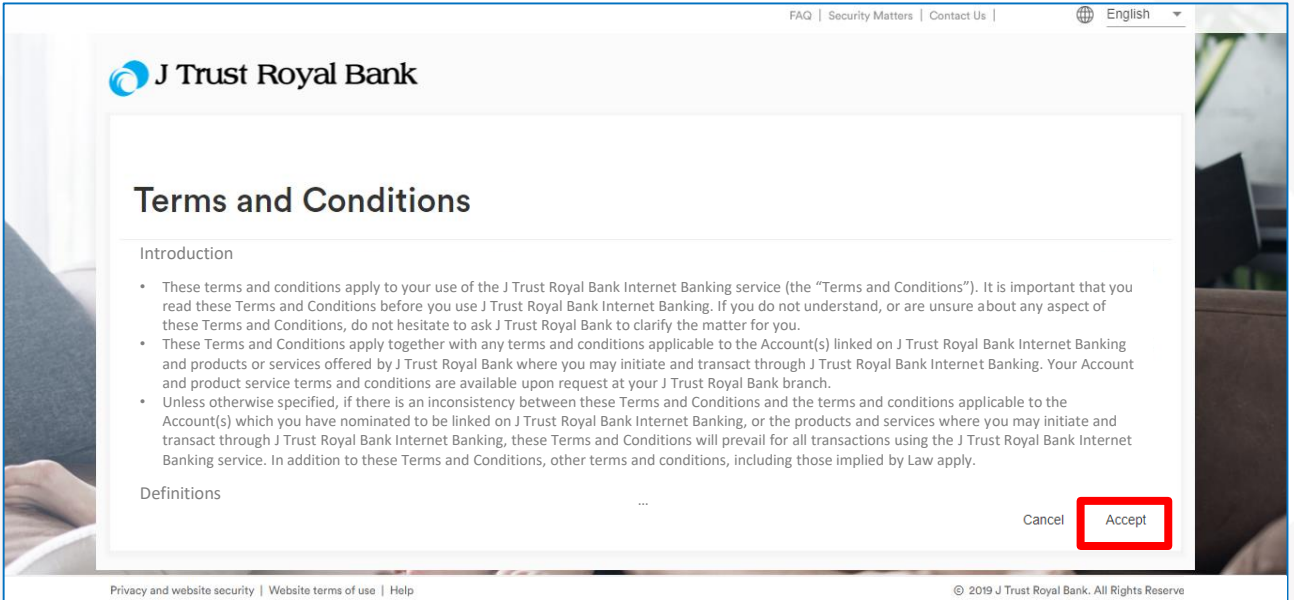
Password *
Welcome@98

Re-enter password *
Welcome@98

Terms and Conditions

Step 8. You will be directed to the Terms and Conditions page.

- Read through the Terms and Conditions and scroll all the way down.
- Click 'Accept' to accept the Terms and Conditions.
- If you click on 'Cancel' you will be redirected back to the login page. Without accepting the Terms and Conditions, you will not be able to access the home page of JTR Internet Banking.



FAQ | Security Matters | Contact Us | English

J Trust Royal Bank

Terms and Conditions

Introduction

- These terms and conditions apply to your use of the J Trust Royal Bank Internet Banking service (the "Terms and Conditions"). It is important that you read these Terms and Conditions before you use J Trust Royal Bank Internet Banking. If you do not understand, or are unsure about any aspect of these Terms and Conditions, do not hesitate to ask J Trust Royal Bank to clarify the matter for you.
- These Terms and Conditions apply together with any terms and conditions applicable to the Account(s) linked on J Trust Royal Bank Internet Banking and products or services offered by J Trust Royal Bank where you may initiate and transact through J Trust Royal Bank Internet Banking. Your Account and product service terms and conditions are available upon request at your J Trust Royal Bank branch.
- Unless otherwise specified, if there is an inconsistency between these Terms and Conditions and the terms and conditions applicable to the Account(s) which you have nominated to be linked on J Trust Royal Bank Internet Banking, or the products and services where you may initiate and transact through J Trust Royal Bank Internet Banking, these Terms and Conditions will prevail for all transactions using the J Trust Royal Bank Internet Banking service. In addition to these Terms and Conditions, other terms and conditions, including those implied by Law apply.

Definitions

...

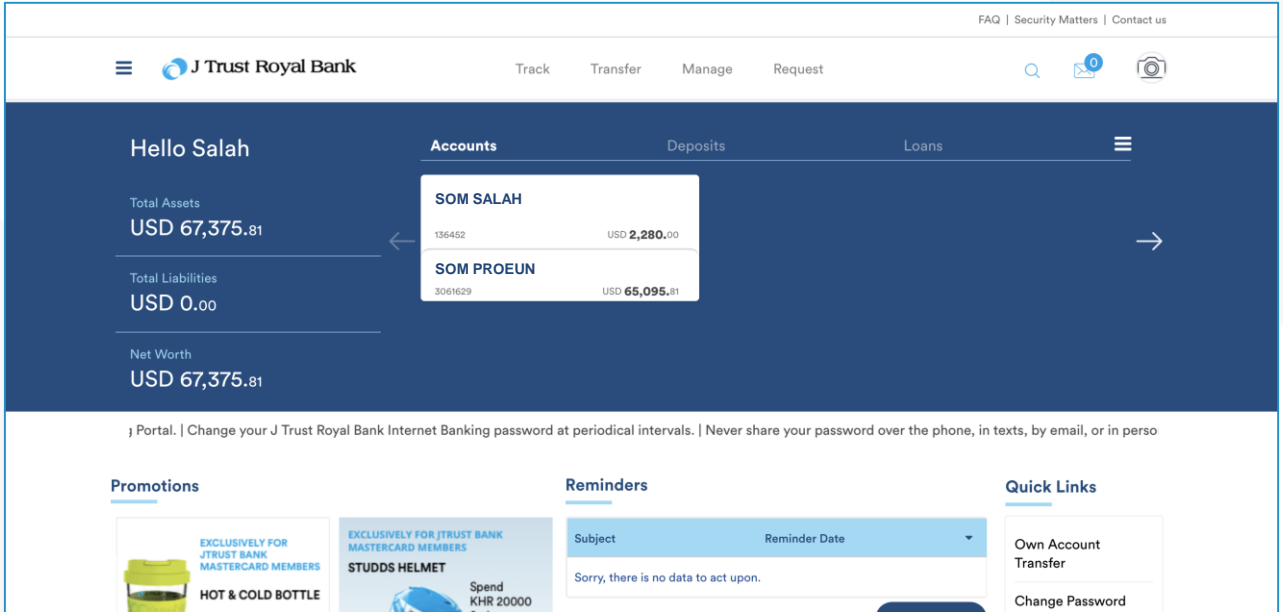
Cancel **Accept**

Privacy and website security | Website terms of use | Help

© 2019 J Trust Royal Bank. All Rights Reserve

JTR Internet Banking Home Page

Step 9. You will now be on your JTR Internet Banking Home Page.



JTR Mobile Banking Home Page

Step 9. You will now be on your Mobile Banking Home Page

**MOBILE BANKING
Coming Soon**

