

JTR Connect

User Alert and Notification

Quick Reference Guide

JTR Connect User Alert and Notification Activation

Below listed self-service steps to activate JTR Connect User Alert and Notification.

1. Log into JTR Connect by this link <https://banking.itrustroyal.com/> and then another screen is popped up. User to enter:
 - a. Corporate ID
 - b. User ID
 - c. Then click “Next” button

- d. Enter Password
 - e. Then click “Next” button

1

Welcome to **JTR Connect**

Enter your corporate ID using standard keyboard

Enter your user ID using standard keyboard

Forgot Password ?

Next

Welcome to **JTR Connect**

Enter your corporate ID using standard keyboard

Corporate ID

Enter your user ID using standard keyboard

User ID

Enter Password

Forgot Password ?

Next

2. Enter OTP sent to your mobile number or JTRB Authenticator Application and then click “Verify” to proceed further or else click “Cancel” to go back to step#1

2

Welcome to **JTR Connect**

Enter OTP sent to mobile number/ JTRB Authenticator Application *

Verify Cancel

Enter Valid Authentication details within : 30 secs

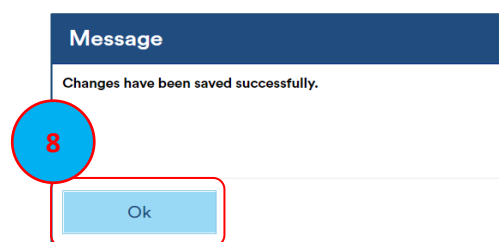
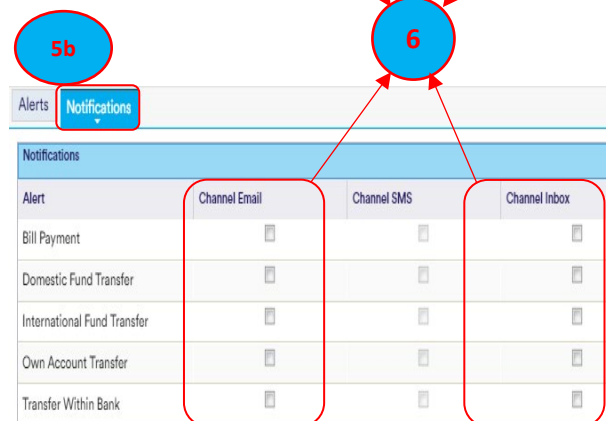
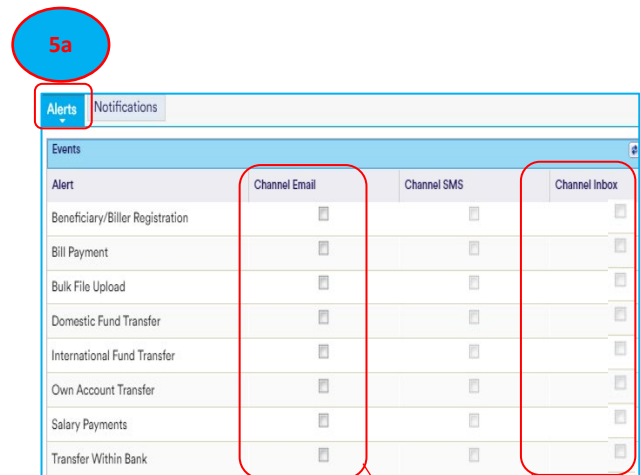
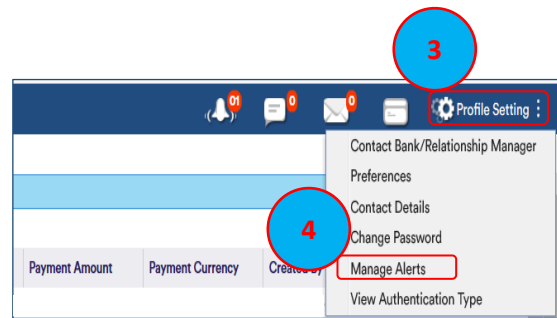
3. Click "Profile Setting"
4. Click "Manage Alert"
5. If you want to activate:
 - 5a. User Alert, click "Alerts" and/or
 - 5b. Notification, click "Notifications"

- User will receive Alert and Notification email sent to their registered email and Channel Box in JTR Connect Portal. While for SMS Channel, it will be notified once available.
- For enhancing security reason purpose, User Alert for login failed is default auto-setup to all users after their attempt.
- Besides log in User Alert for login failed, users get the Alert for any Transaction Pending Authorization, Verification and Rejection.
- To Notification, it notifies user that their Single Payment transaction status has been processed by bank.

6. Tick any events under **Channel Email and Channel Box** that you want to get User Alert and/or Notification.

7. Click "Save" button

8. You then get a successful message as a below screen, then click "Ok" to exit



Should you have any clarification or need further assistance, please contact us on (+855) 23 999 255 or e-mail us BusinessService@jtrustroyal.com.

Working hour: Monday - Friday (8:00am - 5:00pm), except Weekend and Public Holiday.